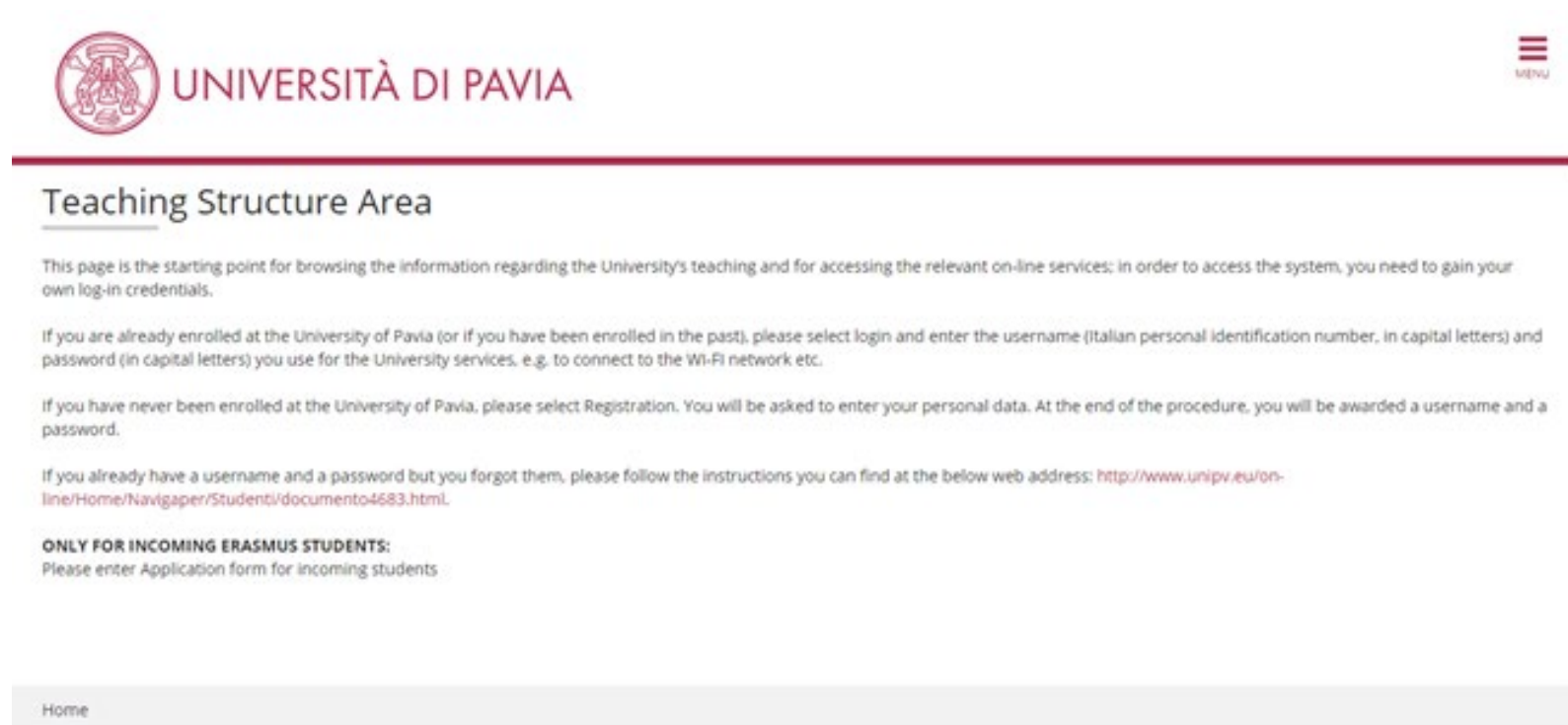


ONLINE PROCEDURE TO ENROLL IN A PhD PROGRAM

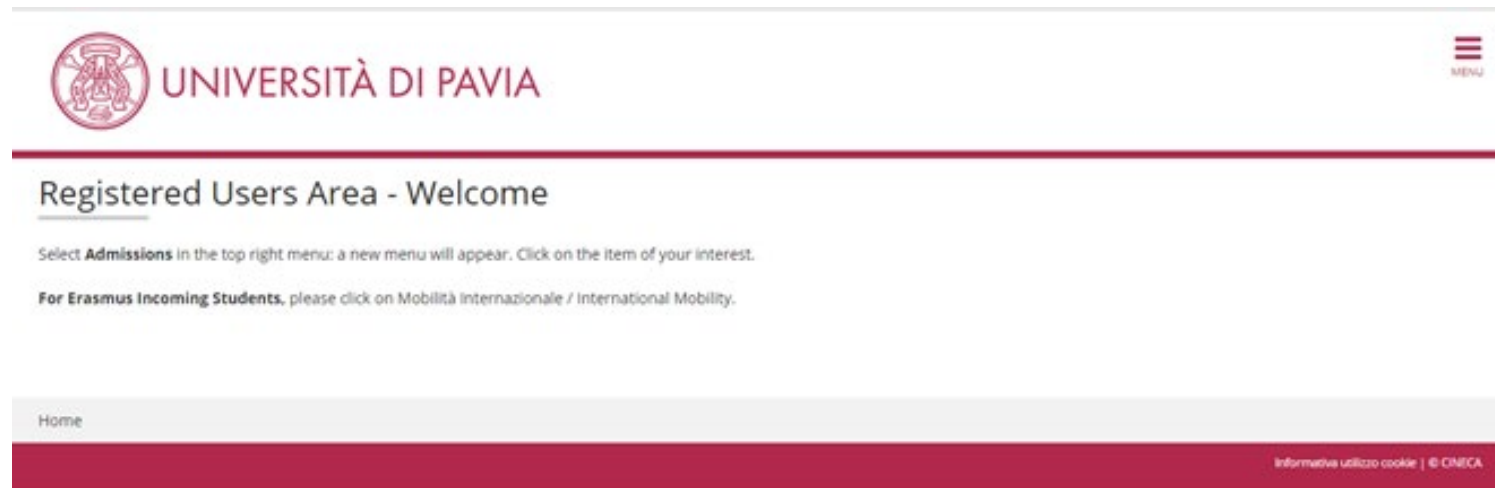
Attention: before you start the online procedure, make sure that you have prepared the required documents in .pdf. You will be asked to upload them at the end of the enrollment procedure.

1. <https://studentionline.unipv.it/esse3/Home.do>. Select the English version and login (top right menu). Make sure you select the English version of the portal instead of using an online translator.




The screenshot shows the top navigation bar of the University of Pavia website. On the left is the university's logo, a circular emblem with a figure, and the text "UNIVERSITÀ DI PAVIA" in a serif font. On the right is a red hamburger menu icon with the word "MENU" below it. Below the navigation bar is a horizontal red line. The main content area has the heading "Teaching Structure Area" in a dark grey font. Below the heading is a paragraph of text: "This page is the starting point for browsing the information regarding the University's teaching and for accessing the relevant on-line services: in order to access the system, you need to gain your own log-in credentials." This is followed by two more paragraphs: "If you are already enrolled at the University of Pavia (or if you have been enrolled in the past), please select login and enter the username (Italian personal identification number, in capital letters) and password (in capital letters) you use for the University services, e.g. to connect to the Wi-Fi network etc." and "If you have never been enrolled at the University of Pavia, please select Registration. You will be asked to enter your personal data. At the end of the procedure, you will be awarded a username and a password." Below these is a paragraph: "If you already have a username and a password but you forgot them, please follow the instructions you can find at the below web address: <http://www.unipv.eu/online/Home/Navigator/Studenti/documento4683.html>." At the bottom of the main content area is a section titled "ONLY FOR INCOMING ERASMUS STUDENTS:" followed by the text "Please enter Application form for incoming students". At the very bottom of the page is a light grey footer bar with the word "Home" on the left.

2. This is your personal homepage.



The screenshot shows the 'Registered Users Area - Welcome' page of the University of Pavia. At the top left is the university's logo and name. At the top right is a 'MENU' button with a hamburger icon. Below the header, there is a main heading 'Registered Users Area - Welcome' followed by two lines of instructional text. A 'Home' button is located in a light grey bar at the bottom left. A dark red footer bar at the bottom right contains the text 'Informativa utilizzo cookie | © CNRCA'.

 UNIVERSITÀ DI PAVIA

MENU

Registered Users Area - Welcome

Select **Admissions** in the top right menu: a new menu will appear. Click on the item of your interest.

For Erasmus Incoming Students, please click on *Mobilità internazionale / International Mobility*.

Home

Informativa utilizzo cookie | © CNRCA

3. Click on **“Admissions”** on the top right menu, then **“Enrollment”**.

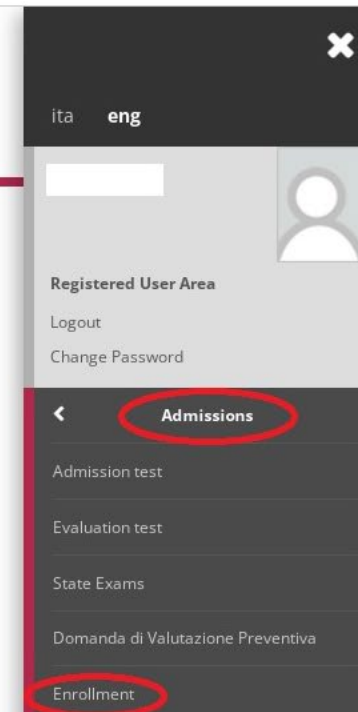


UNIVERSITÀ DI PAVIA



















Registered Users Area - Welcome


Select **Admissions** in the top right menu: a new menu will appear. Click on the item of your interest.

For **Incoming Students**, click on Mobilità Internazionale /International Mobility in the top right menu.



4. Click on the blue button “**Enrollment**” at the bottom of the page.

	List of study paths		
	Teaching choice summary		
B - Confirm personal data			
	Confirm personal data		
C - Insert photo			
	Upload Foto		
D - Entry requirements			
	Details of entry requirements		
E - Enrollment			
	Enrollment information		
	Confirmation enrollment data		
F - Questionnaire			
	Questionnaire selection		



[Enrollment](#)

Home

Informative utilizzo cookie

5. Select “standard enrollment”.



UNIVERSITÀ DI PAVIA

Enrollment: Application Options

The following pages will allow you to enroll in the course of your choice.

At the end of the procedure you will be able to print the enrollment application, which will allow you to effectuate the contribution installments.
The payment is necessary to complete your enrolment.

We inform you that, according to Art. 48 part 1 of the Didactic Regulation, approved with Rectoral Decree n. 628/2008 of April 2, 2008, it is forbidden to enrol on more than one University course at anyone time.

Type of University application

- Academic career abbreviation
- Student with academic career disrupted
- Student with formal renunciation
- Standard enrollment
- Transfer: incoming students

Back

Forward

6. Select “Enrollment to courses with restricted access”.

Enrollment: Method of Admission

In the following pages you will be able to enrol on a course of study.


Choose method of admission

- Enrollment to free access courses
- Enrollment to courses with restricted access


Back

Forward

Legend

 **Mandatory data**

7. Select “PhD programme”.

 UNIVERSITÀ DI PAVIA ☰
MENU

Enrollment: Selection of type of course

Choose the type of course you wish to enroll on.

Course options

Ante Riforma* PhD programme

[Back](#) [Forward](#)


Legend


- ★ Mandatory data

[Home](#)

Informativa utilizzo cookie | © ONECA


8. Select the PhD course in which you wish to enroll.

 UNIVERSITÀ DI PAVIA


MENU

Enrollment: Selection of study course

Please select the type of course on which you would like to enroll.

 Legend
★ **Mandatory data**

Selection of course options

Faculty	Course
DEPARTMENT OF EARTH AND ENVIRONMENTAL SCIENCES	
	<input type="radio"/> EARTH AND ENVIRONMENTAL SCIENCES

[Back](#) [Forward](#)

[Home](#)

informativa utilizzo cookie | © CINECA

9. If the data are correct, click on “**confirm**”; otherwise, click on “**enrollment**” in the left-hand menu, cancel the enrollment procedure and start a new one.



Confirm course choice

In the following page all the choices made in the previous pages are showed. Please click on 'Confirm'. In case of mistakes click on the 'Back' button in order to repeat the choice.

Study course

Type of enrollment	Standard enrollment
Faculty/Department	DEPARTMENT OF EARTH AND ENVIRONMENTAL SCIENCES
Type of Study Title	PHD
Type of Study Course	PhD programme
Academic Year	2019/2020
Study Course	EARTH AND ENVIRONMENTAL SCIENCES
Order of the Study Course	

[Back](#) [Confirm](#)

10. Upload a passport-size photo of yours.



Registration :Identification Photograph

In order to continue with registration, you must attach a passport sized photograph, in which your face is clearly visible.

If you do not have this type of photograph on your computer, you can find a webcam that will allow you to take a photograph in digital format at the PC point.

If you are not resident in Pavia, please contact the offices to find an alternative solution.

Information regarding PC Point opening hours can be found at the following address: <http://www.unipv.eu/on-line/Home/Matricole2011.html>.

If you have recently registered for a course of study at our University, you will not be able to upload a photo, as we are already possess one.

If this is the case, proceed to the next stage (click on FORWARD)

Anteprima Foto



Scegli file Nessun file selezionato

Note: the photograph must be 30x40mm (Max.)(Max 60MByte)

Upload photo

The photo preview does not work on IE version lower than 10

Legend

* Mandatory data

11. In the “Qualifications required” section, you should already have a green light in one of the four options. Click on the “Proceed” button at the bottom of the page.

Qualifications required

Insert the qualification(s) required to register for the admission test.

We inform you that the current measures of the Law provide for administrative and penal liabilities relating to the accuracy of the data that you are about to insert: in particular, it is an offence to provide mendacious statements, produce corrupt data from deceitful material, and to use records affected by such falsity. Such behaviour includes the specific penal instances provided for in artt. 482, 485, 489, 495, 496 c.p..

The release of data that is no longer true is equivalent to the use of false information. Positions obtained using false statements or records will be posted as void with retroactive effectiveness, rendering the registration / enrollment invalid.

With the exception of compensation provided for by art. 10 of the laws on Contribution issued with D.R. n. 1147/2010 on 15th July and subsequent modifications, the fees payed will not be reimbursed.

Qualifications

 Please enter the full information regarding at least one of the following options.

WARNING: Please, enter only the information regarding your master's degree.

Option 1:

Legend

 Completed


 Not completed

 Declared degree

 Mandatory degree

 Optional degree

 Edit degree

 View degree details

 Cancel degree

12. As per current regulations, the PhD scholarship is subject to INPS Gestione Separata contribution and therefore the PhD student must provide, if not already registered, self-disclosure at the competent INPS office (by accessing the INPS portal online). NO documentation of such enrollment must be forwarded to the University. Contributions will be withheld and paid directly by the University. Fill in the questionnaire about “Dichiarazione INPS Gestione separata”. For any enquiry on the questionnaire, please refer to dichiarazione.trattamentoeconomico@unipv.it

AMBIENTE DI TEST

UNIVERSITÀ DI PAVIA

Elenco questionari

In questa pagina sono elencati i questionari compilabili.

Questionario	Status	Azioni
Dichiarazione INPS Gestione Separata *	●	Compila

[Indietro](#)

Legenda

- ★ Dato obbligatorio
- Questionario completo
- Questionario incompleto

Home

Informativa utilizzo cookie | © CINECA

13. Don't fill the blank fields. If you have a **disability**, select "yes" in the relevant field.

Enrollment: Enrollment data

In this page you will be required to enter other data necessary for enrollment.

Legend


★ Mandatory data

Type of enrollment

Type:* Standard enrollment ▼

Information on your first enrollment in the University System

Academic year:* 2019/2020 ▼

Date of first enrollment in the University system: 
(dd/mm/yyyy)

University at which you first enrolled: - ▼

Additional information

Seats:* PAVIA - University of Pavia ▼

Administrative Scholarsh. foreign country - spec. topic ▼

14. Check the data and click on the “confirm” button at the bottom of the page.

Confirmation of previous selections

All of the choices you have made in the previous pages are listed here. If everything is correct, please click on the “confirm” button, otherwise click “back” in order to modify your choices.

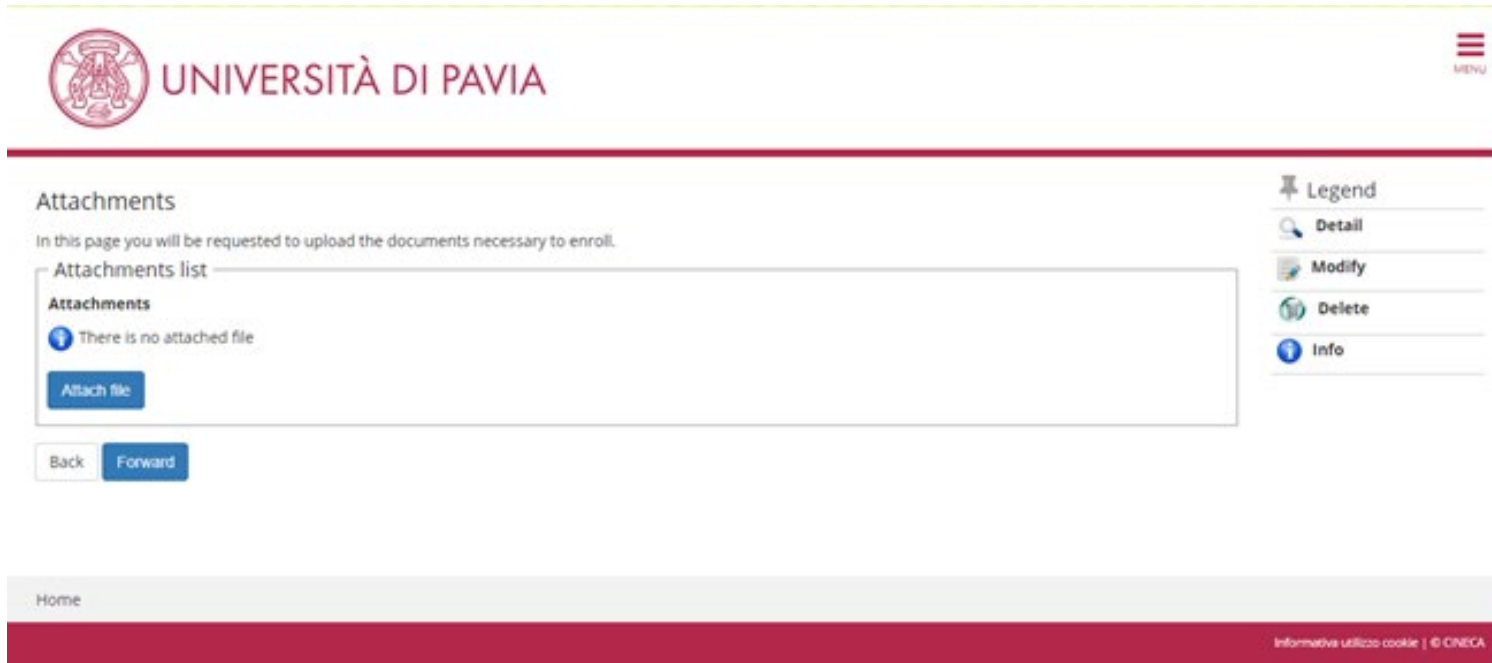
Study course

Academic Year	2019/2020
Faculty/Department	DEPARTMENT OF EARTH AND ENVIRONMENTAL SCIENCES
Type of Study Title	PhD
Type of Study Course	PhD programme
Type of enrollment	Standard enrollment
Study Course	EARTH AND ENVIRONMENTAL SCIENCES
Order of the Study Course	SCIENZE DELLA TERRA E DELL'AMBIENTE - XXXIV CICLO

Enrollment on the University system

Academic year of first enrollment on the University system	2019/2020
Date of first enrollment on the University system	
University of first enrollment on the University system	

15. In order to upload the documents required, click on “attach file” (see the APPENDIX at page 19 for the list of documents you are supposed to upload).




The screenshot displays the 'UNIVERSITÀ DI PAVIA' logo and name at the top left, and a 'MENU' icon at the top right. The main content area is titled 'Attachments' and includes the instruction: 'In this page you will be requested to upload the documents necessary to enroll.' Below this, there is a section labeled 'Attachments list' which contains the text 'Attachments' and 'There is no attached file' with a blue 'Attach file' button. At the bottom of this section are 'Back' and 'Forward' buttons. On the right side, there is a 'Legend' menu with options: 'Detail', 'Modify', 'Delete', and 'Info'. The footer of the page contains a 'Home' link and the text 'Informativa utilizzo cookie | © CINECA'.

16. Upload the documents required...

Attachments

Please enter the information on the file you are uploading.

Legend

 **Mandatory data**

Document detail

Title:*

ID

Description:*

Identity document

Attachment:*

Scegli file | imm.jpg

Back

Forward

17. ... then click on the **“forward”** button.

Attachments

In this page you will be requested to upload the documents necessary to enroll.

Attachments list

Attachments


Titolo	Descrizione	Nome file	Azioni
ID	Identity document	imm.jpg	  


[Attach file](#)

[Back](#)

[Forward](#)

 Legend

 Detail

 Modify

 Delete

 Info

18. The procedure is complete. There is no need to print or save the enrollment application.



Enrollment

All the data entered in the previous pages are listed in this page. If the data are correct, you can print the enrollment application by clicking on the button below.

Enrollment data

Academic Year	2019
Faculty / Department	DEPARTMENT OF EARTH AND ENVIRONMENTAL SCIENCES
Type of Study Title	PhD
Type of Study Course	PhD programme
Type of enrollment	Standard enrollment
Study Course	EARTH AND ENVIRONMENTAL SCIENCES
Order of the Study Course	SCIENZE DELLA TERRA E DELL'AMBIENTE - XXXIV CICLO

Information on your first enrollment in the University System

Academic Year of first enrollment on the University system	2019/2020
Date of first enrollment on the University system	25/07/2019

APPENDIX

WHICH DOCUMENTS DO I HAVE TO UPLOAD?

1. **COPY OF A VALID IDENTITY DOCUMENT**
2. **COPY OF YOUR ITALIAN TAX CODE CARD/DOCUMENT**, if you already have it; otherwise, please send a copy of it to uoc.formazionericerca@unipv.it as soon as you get it. More information on how to request it can be found at <https://weben.unipv.it/documents-required-for-your-stay/>.
3. **ENROLLMENT DECLARATION** available at <http://phd.unipv.it/matriculation-documents-2/>
4. **ONLY FOR WOMEN: DECLARATION ON PREGNANCY** available at <http://phd.unipv.it/matriculation-documents-2/>
5. **ONLY FOR SCHOLARSHIP GRANTEES: "SCHOLARSHIP ACCEPTANCE" FORM**, available at <http://phd.unipv.it/matriculation-documents-2/>

WHAT'S LEFT TO DO?

After completion of the enrollment process, **all PhD students must pay the enrollment fee, amounting to € 156.00, by the same deadline set for the enrollment.** The payment notice is made available, after the end of the enrollment process, in the "Payments" section of the students' Personal Area (right-hand menu).

Like the application fee, the enrollment fee must be paid via the PagoPA system, with one of the following methods:

- direct payment (credit cards or bank transfers through the affiliated banks) in the "Payments" section of your Personal Area, by clicking on the invoice number, then on the "Pay by PagoPA" button;
- deferred payment, bringing your PagoPA invoice to a bank, a post office, a SISAL or Lottomatica point, or using your home banking system. Candidates can print the invoice in their Reserved Area, by clicking on the invoice number and then on the button "Print notice for PagoPA".

There is no need to upload the payment receipt in the Personal Area.

Please note that **the enrollment won't be finalized until the payment of the enrollment fee.**

ADDITIONAL STEPS FOR SCHOLARSHIP GRANTEEES:

1. If you have an Italian bank account, enter the details of their bank account in their Personal Area > Home > Personal data > Reimbursement information. If you wish to receive the scholarship instalments on a foreign bank account, please send your full bank details via email to dichiarazione.trattamentoeconomico@unipv.it.
2. Register in the INPS "Gestione separata" (the social security fund for PhD students). To do so, PhD students must have an Italian tax code (or fiscal code), which is required to get the PIN to access the INPS services. More information on how to request the tax code at <https://web-en.unipv.it/documents-required-for-your-stay/>. Once you get the tax code, you can

request the PIN at the [INPS offices in Pavia](#) (open from 8.30 to 12.30, no need to make an appointment), bringing with you:

- a. the [form MV35](#), duly filled and signed;
- b. your passport and a photocopy of it.

Once you get the PIN, access your INPS Personal Area at <https://www.inps.it/prestazioni-servizi/servizio/2501> and register in the Gestione Separata.

Please note that the deadline for enrollment does not apply to the registration to the INPS Gestione Separata, considering that it takes some time to collect the necessary documents. Just make sure that you take care of this within a few months.

Once the student has enrolled, the PhD office is in charge of checking his/her documents and confirm the enrollment. This might take 1-2 weeks. An e-mail will be sent to the newly enrolled PhD student once his/her enrollment is confirmed. The email will provide important information, including the student's official university e-mail account. The definitive password to access the university online services, including the students' Personal Area, will be sent to that e-mail account. **From now on, all communications from the PhD office will be addressed to the students' university e-mail account, so please make sure you check it frequently.**

As mentioned in the call, **the PhD scholarship is paid in monthly deferred installments**, with the exception of the first installment which might be delayed by 2-3 weeks, due to the accounting procedures necessary for the scholarship assignment.

Scholarship grantees can download the payslips every month at <https://unipv.u-web.cineca.it/appced/#!/listaCedolini>. The students' profile in the payments portal will be only activated after the upload of the first payslip. The payment is usually performed at the end of the month.

For information: concorso-dottorati@unipv.it, tel. 0382 985983-82